

PORTLAND/MULTNOMAH COUNTY

2017 HOMELESSNESS SNAPSHOT



↑ 10%

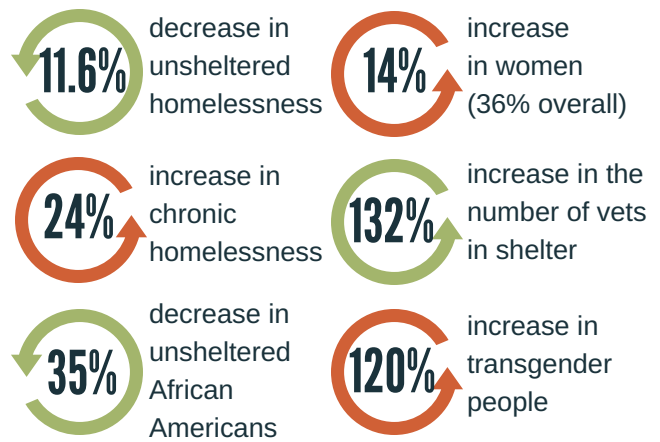
increase in overall homelessness
from 2015-2017

WHAT'S CHANGED?

1. **4,177 people** experienced homelessness on a single night in February 2017

2. Fewer people are living on the streets unsheltered than there were 2 years ago

3. The homeless population in Portland is now older, more disabled, and homeless for longer

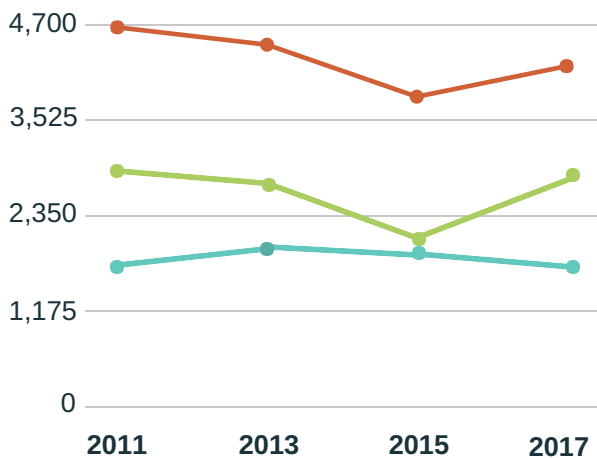


HOW WE COMPARE

- Portland's chronic homelessness has increased at twice the national rate
- Oregon has the fourth highest rate of per capita homelessness (5.4%) in the U.S.
- Oregon has the second highest rate of unsheltered homeless families (52%) in the U.S.

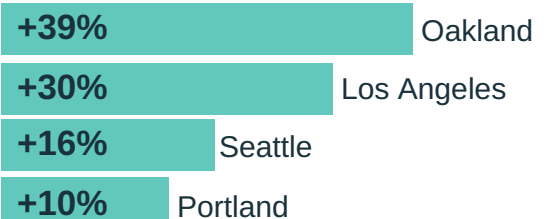
HOMELESSNESS IN PORTLAND

Portland's number of people experiencing homelessness rose for the first time in 6 years.



OVERALL UNSHeltered SHELTERED

HOMELESSNESS INCREASED ACROSS MAJOR WEST COAST CITIES FROM 2015-2017



DRIVERS OF HOMELESSNESS

- **Portland had the highest rate of rent increases in the U.S. in 2016.** Meanwhile, renter incomes have not kept pace with surging rents. Between 2006 and 2015, Portland rents increased 63%, while renter incomes increased just 39%.
- On a minimum wage salary of \$11.25 per hour, a Portlander makes approximately \$1,800 per month. The average cost of a 1-bedroom apartment in Portland is \$1,355 per month.
- **More than half of tenants in Portland are "rent-burdened,"** meaning they spend more than 30% of their income on rent. Nearly 1 in 4 tenants are "extremely rent-burdened," dedicating at least 50% of their pay to rent.
- **Multnomah County has a shortage of 25,000 affordable housing units.**
- Oregon ranks last in the nation for access to mental health care.
- Nationally, there are only 35 affordable rental homes available for every 100 renter households living at or below the poverty line.
- The percentage of the federal discretionary budget going to the Department of Housing and Urban Development has decreased from 14.4% in 1978 to an estimated 2.7% in 2018.

WHAT PROGRESS HAS BEEN MADE?

- **The U.S. government is currently focusing on veteran and chronic homelessness.** Chronic homelessness was reduced by 27% from 2010-2016. Veteran homelessness has fallen by 45% since 2009.
- The overall number of homeless in the U.S. increased by less than 1% in 2017, but decreased by 13% since 2010.
- In October 2015, the Portland City Council **declared a state of emergency around Portland's affordable housing crisis.** That state of emergency has been renewed twice and is now in its third year.
- **While the number of people experiencing homelessness in the U.S. increased only slightly in 2017, it is increasing dramatically along the West Coast.**

Sources:

National Apartment Report: March 2016, *Abodo*
 You are here: A snapshot of Portland-area housing costs, *Metro News*
 Oregon Minimum Wage Rate Summary, *Oregon.gov*
 Rents rose 13 percent annually, but new supply slowed price growth, *The Oregonian*
 Average Rent in Portland, OR, *Rent Cafe*
 13 severely rent-burdened neighborhoods in the Portland area, *The Oregonian*
 Portland Needs to Build Thousands of Affordable Apartments. Here's Why It Keeps Coming Up Short, *Willamette Week*
 National Housing Week of Action, www.ourhomes-ourvoices.org
 The Gap, A Shortage of Affordable Homes, *National Low Income Housing Coalition*
 2016 State of Mental Health in America - Ranking the States, *Mental Health America*
 State Data and Contacts Map, *United States Interagency Council on Homelessness*
 Historical Tables, *Office of Management and Budget*
 2015 Point-in-Time Count of Homelessness in Portland/Gresham/Multnomah County, Oregon
 2017 Point-in-Time Count of Homelessness in Portland/Gresham/Multnomah County, Oregon
 The 2016 Annual Homeless Assessment Report (AHAR) to Congress
 The 2017 Annual Homeless Assessment Report (AHAR) to Congress